

SFA Safety Guide for Solid Fuel Users

All the appliances in your home operate more reliably, efficiently and safely if they are installed and serviced correctly.

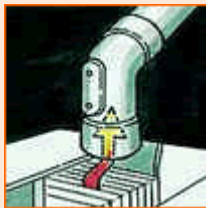

Solid fuel appliances are no exception to this and following these few simple guidelines will ensure safe and efficient operation.

The Three Golden Rules of Safety for Solid Fuel

- Proper ventilation.
- Regular cleaning and sweeping.
- Correct fuel.

1. Ventilation

Heating appliances, whatever fuel they burn, need fresh air in order to function efficiently and safely. Efficient combustion relies on a constant and sufficient flow of air which cannot be provided if the room is completely airtight. If your home has draught-proofing or double-glazing fitted, you may need vents or airbricks in an exterior wall of the room. If vents or airbricks are already there, always ensure they are not blocked or covered.



2. Cleaning

To enable your appliance to continue to operate safely and efficiently, it is absolutely essential that you do not allow soot or ash to build up where it can hinder or prevent the free flow of smoke and other products of combustion.

Solid Fuel Cleaning and Maintenance Schedule

Daily

Empty and check the ash can every day.

Weekly

Flue ways at the back of a boiler should be cleaned once a week, but always let the fire go out and allow ashes to cool before cleaning.

Monthly

The throat plate at the top of a roomheater should be removed and cleaned.

Yearly

Have your chimney swept at least once every year (twice if burning wood or housecoal) and always before each winter. Always use a recommended chimney sweep.



3. Correct Fuel

Produced to the highest quality standards, solid fuel consistently gives high heat output and exceptional 'value-for-money' performance.

To get the best out of the appliance and to reap the maximum benefits in terms of fuel efficiency, it is important to use the fuel that is recommended for your appliance.

Incorrect fuels can damage the appliance and flue and can lead to a dangerous build-up of deposits which will block the chimney and cause toxic carbon monoxide (CO) fumes to be emitted into the room.

Always buy your solid fuel from an Approved Coal Merchant

Phone 01773 835400 for details



Additional Rules for open fires

- Never leave an open fire unattended without a fireguard.
- Always use a securely fitted fireguard when children are in the house.



Carbon Monoxide Alarms

The SFA recommend that in addition to the above measures, solid fuel users fit a CO alarm complying with BS EN 50291:2001 in the same room as the appliance.

CO alarms are a mandatory requirement for new installations.

Trouble-shooting


If your appliance begins to burn slowly, goes out frequently or if you smell or suspect fumes:
Open doors and windows.

Carefully put out the fire, or allow it to burn itself out.

Do not stay in the room any longer than necessary.

Do not attempt to re-light the appliance until a professional has checked it.

Contact your local authority/housing association or the Solid Fuel Association Advice Line on 01773 835400



The Solid Fuel Association is the UK's most respected authority on all aspects of domestic solid fuel heating. We are happy to offer expert guidance to both professionals and consumers alike.

To find out more about solid fuel, visit our website at www.solidfuel.co.uk

Or call us on 01773 835400